


bilz

STA Synchro Tap Adaptor

Used with ER collet chucks and driven tools
ISO 15488 (DIN6499)

Saves considerable time and optimises tool life.



**HIGHEST PRECISION
AND QUALITY
FROM THE FIRST
THREAD**

JIS Norm



Suitable for internal coolant

Short design
Low interference contour

Modular design - Low investment costs

Bilz quick change system - short setup times

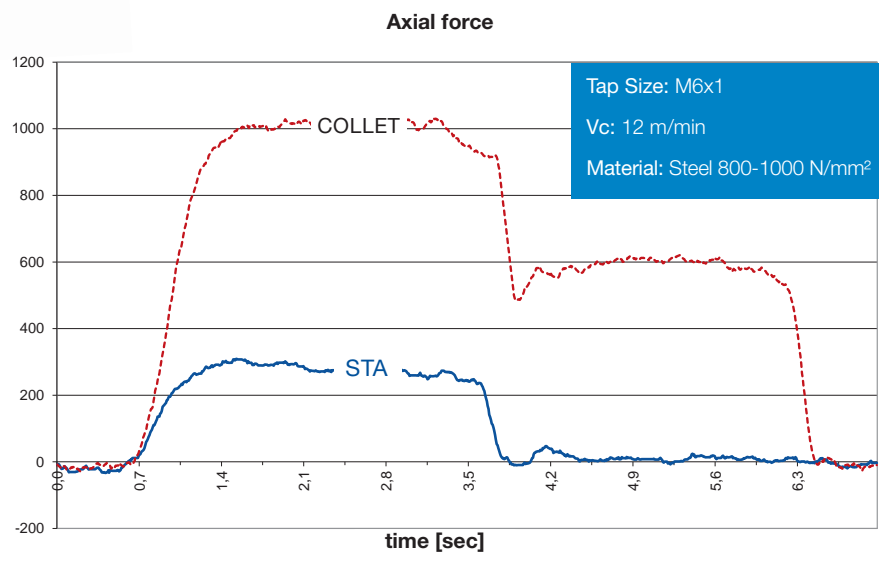
Suitable for left and right-hand threads

Suitable for taps and formers

Market results STA vs. rigid tapping applications

Process optimisation through reduction of axial forces

Objectively measurable
“ better thread quality and higher Life through much reduced axial force “





Advantages

- Compensates for synchronisation errors
- Reduction of axial forces on the thread flanks
- better thread quality
- can be used in tight spaces
- low maintenance

Benefits

- high productivity due to fast tool change times
- significant increase in tool life and process reliability
- reduced risk of tool breakage
- cost savings due to reduced tap inventory
- reduced spindle wear
- increase in process reliability



The new STA Synchrono Tapping Adaptor was designed specifically for ER collet chucks and allows for synchronous thread cutting and forming to be achieved with all suitable machines.

Features:

- for all types of tooling with or without internal coolant
- minimal length compensation with tension and compression
- optimal damping
- compact design
- allows quick tap changes
- patent pending

STA saves considerable time when changing taps. Optimises tap tool life and thus improves productivity and quality. Contact us for more.


STA Synchro Tap Adaptor with quick change



STA Synchro Tapping Adaptor

- For ER collet chucks ISO15488 (DIN6499)
- For synchronised tapping and forming
- Minimal length compensation: + 0,5mm/- 0,2mm
- Coolant pressure (max. 50bar)

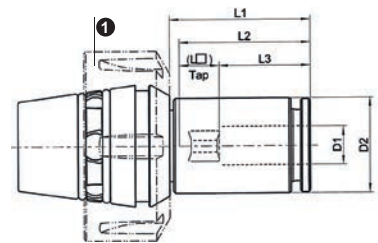
Synchro location STL



Synchro tool head STH



Synchro adaptor STA



Collet chuck	Designation Ident No.	D1 x □ [mm]	JIS	Designation	Ident No.	D2 [mm]	L1 [mm]	L2 [mm]	L3 [mm]	Mit max. Nm *	Mit max. Nm **
ER16	STL2-K1- ER16 5099865	4x3,2	M3	STH2-0400X0320-24-K1	5149743	12,7	24	26,3	20,3	40	10
		5x4	M4	STH2-0500X0400-24-K1	5100087	12,7	24	27,3	20,3		
		5,5x4,5	M5	STH2-0550X0450-24-K1	5149753	12,7	24	28,2	21,2		
		6x4,5	M6	STH2-0600X0450-24-K1	5149756	12,7	24	28,2	21,2		
ER20	STL3-K1- ER20 5099856	6x4,5	M6	STH3-0600X0450-27-K1	5149760	15,8	27	30,5	23,5	40	18
		6,2x5	M7, M8	STH3-0620X0500-35-K1	5152005	15,8	35	31,5	23,5		
		7x5,5	M9, M10	STH3-0700X0550-35-K1	5100015	15,8	35	31	23		
ER25	STL4-K1- ER25 5099833	6x4,5	M6	STH4-0600X0450-27-K1	5152008	19	27	30,5	23,5	80	28
		6,2x5	M7, M8	STH4-0620X0500-27-K1	5152011	19	27	31,5	23,5		
		7x5,5	M9, M10	STH4-0700X0550-30-K1	5099927	19	30	33,5	25,5		
		8,5x6,5	M12 ②	STH4-0850X0650-30-K1	5152012	19	30	34,5	25,5		
ER32	STL5-K1- ER32 5092917	6x4,5	M6	STH5-0600X0450-8-K1	5152019	25	8	30,5	23,5	130	50
		6,2x5	M7, M8	STH5-0620X0500-8-K1	5152020	25	8	31,5	23,5		
		7x5,5	M9, M10	STH5-0700X0550-19-K1	5139731	25	19	33,5	25,5		
		8,5x6,5	M12	STH5-0850X0650-19-K1	5152021	25	19	34,5	25,5		
		12,5x10	M16 ②	STH5-1250X1000-37-K1	5152022	25	37	45	32		

* Torque for clamping nut

** Transmissible torque

① Only with standard clamping nut. Further clamping nut types on request.

② Thread forming only in soft material